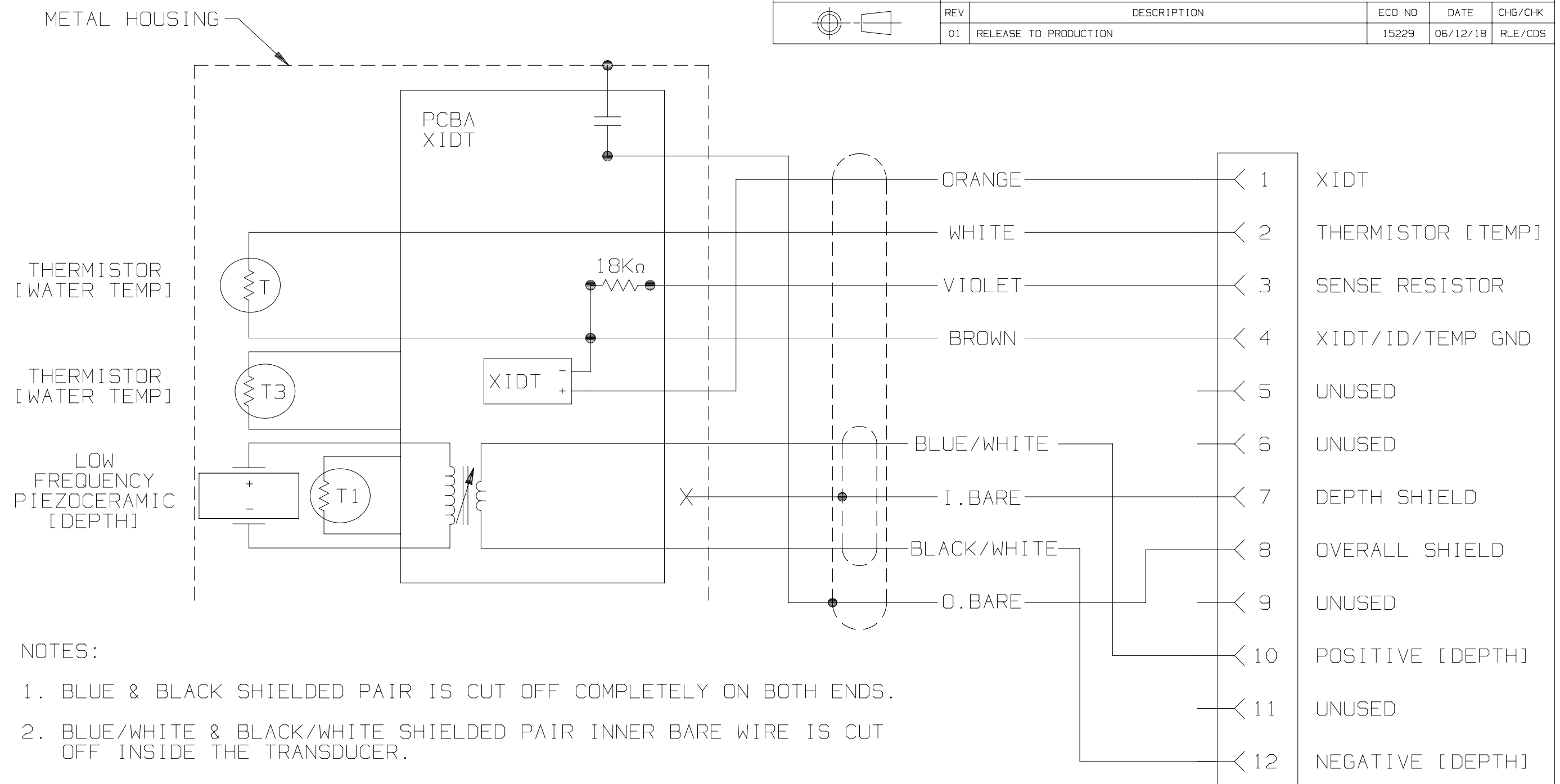


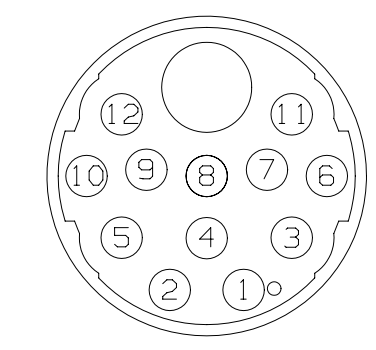
AIRMAR FORM #17-8026-1 REV 05

THIRD ANGLE PROJECTION		REVISIONS			
	REV	DESCRIPTION	ECO NO	DATE	CHG/CHK
	01	RELEASE TO PRODUCTION	15229	06/12/18	RLE/CDS



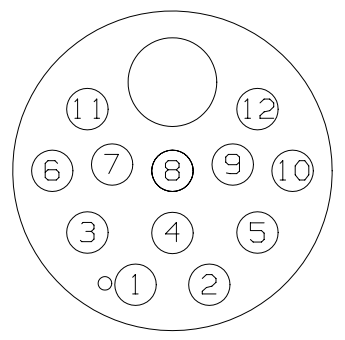
NOTES:

1. BLUE & BLACK SHIELDED PAIR IS CUT OFF COMPLETELY ON BOTH ENDS.
2. BLUE/WHITE & BLACK/WHITE SHIELDED PAIR INNER BARE WIRE IS CUT OFF INSIDE THE TRANSDUCER.



SOLDER LUG VIEW

12 PIN FEMALE CONNECTOR



CONTACT VIEW

UNLESS OTHERWISE SPECIFIED DIMENSIONS ARE IN INCHES TOLERANCES ON 2 PL DECIMALS ± 0.02 3 PL DECIMALS ± 0.005 ANGLES $\pm 1/2^\circ$ FRACTIONS $\pm 1/32$ SURFACE FINISH $\sqrt{53}$	SIGNATURE	DATE
	ORIGINATOR I.ROBB	10/26/17
	DRAWN R.EVANS	10/26/17
	CHECKED A.BIATHROW	05/29/18
	APPROVED W.LETENDRE	05/25/18
MATERIAL	CABLE: 06-334 CONNECTOR: 05-929-01	

AIRMAR AIRMAR TECHNOLOGY CORPORATION
35 MEADOWBROOK DR
MILFORD NH 03055-4613 USA
TEL: 603-673-9570 FAX: 603-673-4624

TITLE
WIRING, DEPTH/TEMP, XIDT,
SINGLE ELEM PCBA, C334,
12F-MM [B75L] M & M

SIZE B SCALE: NONE NUMBER 91-1390 REV 01
SHEET 1 OF 1