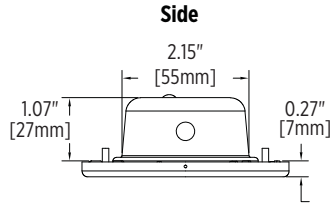
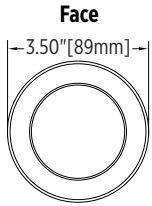
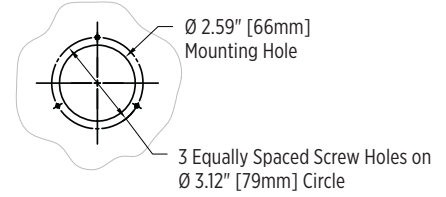


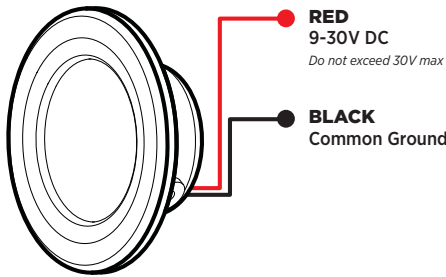
DIMENSIONS



MOUNTING



WIRE FUNCTION



Using Tri-Light Fixtures

To cycle through colors: using your on/off switch or a normally closed momentary switch, turn the fixture(s) off, then back on again quickly (i.e. less than 1 second). When the power returns, the fixture(s) will power on the next color.

Color order is: Color 1, Color 2, Color 3, Off, Color 1, Color 2, etc.

When using multiple fixtures, should the fixtures ever fail to synchronize, turn the fixtures off for a prolonged period (i.e. more than 3 seconds). When power returns, all fixtures will default back to their initial state.

Upon initial power on, fixtures default to the off-state.

PATENTED TECHNOLOGY

PROTECTION FEATURES

Electrical Protection

- Transient Protection
- Reverse Polarity Protection

WIRING EXAMPLE

12/24V DC WITH MOMENTARY SWITCH

